

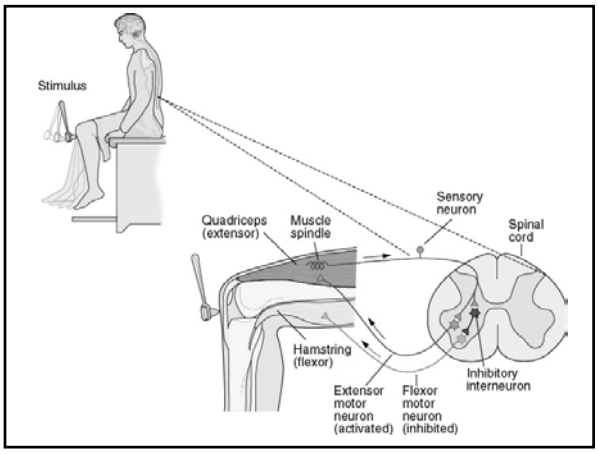
Stimulus
Sensory neuron
Spinal cord
Quadriceps (extensor)
Muscle spindle
Hamstring (flexor)
Inhibitory interneuron
Extensor motor neuron (activated)
Flexor motor neuron (inhibited)

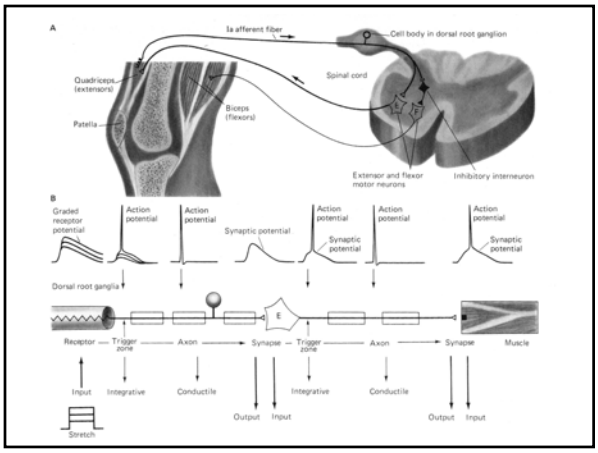
A
Ia afferent fiber
Cell body in dorsal root ganglion
Quadriceps (extensors)
Spinal cord
Biceps (flexors)
Patella
Extensor and flexor motor neurons
Inhibitory interneuron
B
Graded receptor potential
Action potential
Action potential
Synaptic potential
Action potential
Synaptic potential
Action potential
Action potential
Synaptic potential
Dorsal root ganglia
E
Receptor
Trigger zone
Axon
Synapse
Trigger zone
Axon
Synapse
Muscle
Input
Integrative
Conductile
Output
Input
Integrative
Conductile
Output
Input
Stretch

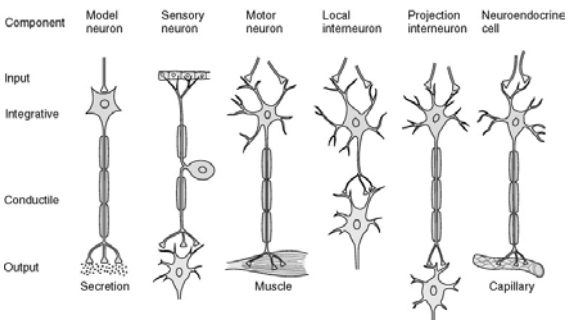

Franz Joseph Gall (1758–1828).

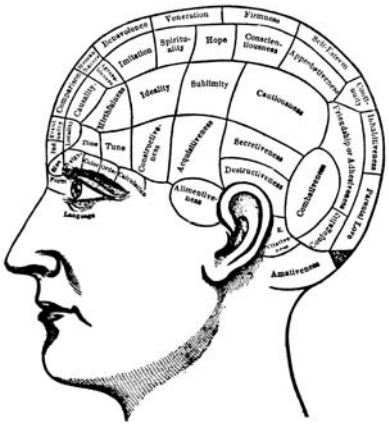

Marie-Jean-Pierre Flourens (1794–1867).

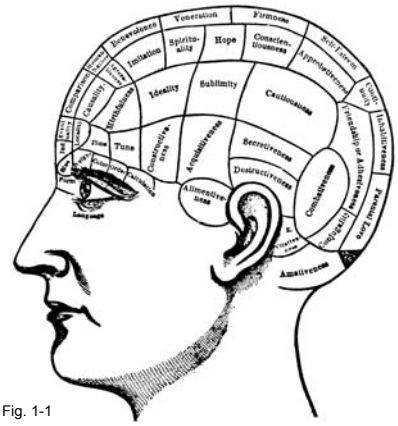

Principles, Fig. 1-1

Pierre-Paul Broca (1824–1880).

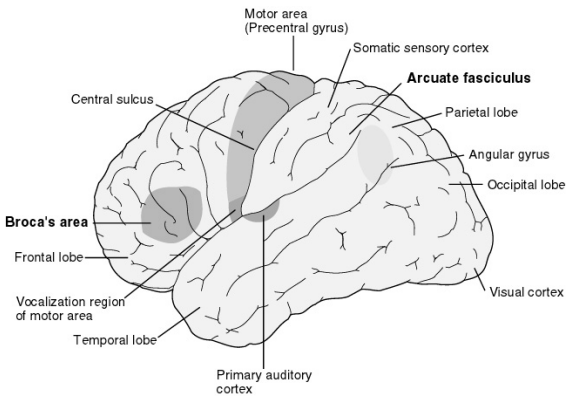

Principles, Fig.1- 4A

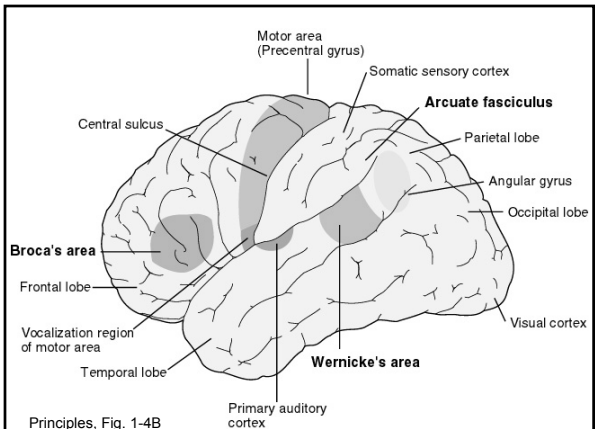

Principles, Fig. 1-4B

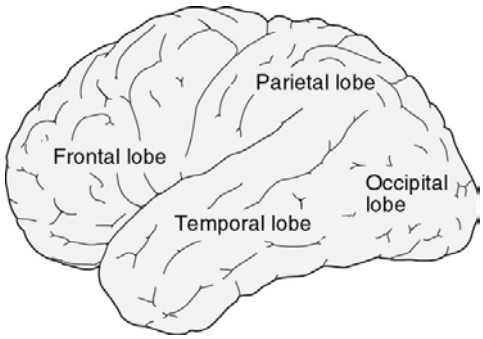
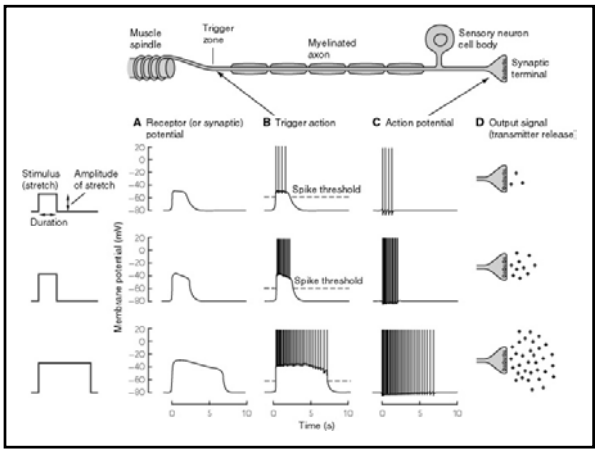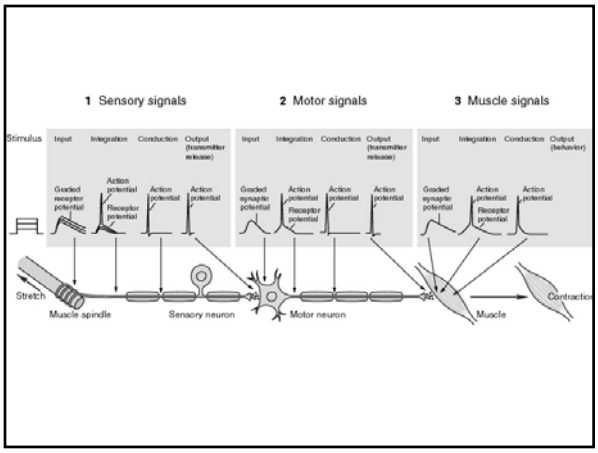
Principles, Fig. 1-2B